


D VISION



CDMX HEADQUARTERS

CATALOG 2025-2026

**TECHNOLOGY THAT SUPPORTS
YOUR CREATIVITY**

INDEX

04

CAMERA

38

ACCESSORIES

67

DIT, DATA MANAGEMENT AND VIDEO ASSIST

92

CONTACT

11

CAMERA LENSES

45

CAMERA MOVEMENT

78

LIGHTNING



STRATEGICALLY LOCATED IN THE HEART OF THE FILM INDUSTRY, WITHIN THE HISTORIC CHURUBUSCO STUDIOS, WITH A SOLID TRACK RECORD AND EXCEPTIONAL ATTENTION TO DETAIL, WE HAVE ESTABLISHED OURSELVES AS THE PERFECT PARTNER FOR PRODUCTIONS OF ANY SCALE. OUR UNPARALLELED EXPERIENCE AND SERVICE ENSURE THAT EVERY PROJECT RECEIVES THE CUTTING-EDGE TECHNOLOGY AND SPECIALIZED SUPPORT IT NEEDS TO SHINE.

CAMERA



"THE CAMERA IS LIKE A PEN. IT'S THE TOOL FOR TELLING A STORY. THROUGHOUT HISTORY, THE TOOLS HAVE EVOLVED, BUT THE ABILITY TO TELL A STORY REMAINS THE SAME. THE VIDEO CAMERA IS THE PEN OF THIS CENTURY." —FRANCIS FORD COPPOLA (DIRECTOR)



ARRI Alexa Mini LF



IT IS A DIGITAL CINEMA CAMERA, IT USES THE SAME SENSOR AS THE ARRI ALEXA LF, RECORDS UP TO 4.5K RESOLUTION AND 90 FPS AS A MAXIMUM, IT IS LARGE FORMAT (FULL-FRAME), ITS IMAGE QUALITY IS UNIQUE AND IT IS VERY FUNCTIONAL IN THE POST-PRODUCTION PROCESS.

FRAME	K MAX	FPS MAX
FULL	4.5	90



ARRI Alexa 35



IT IS A HIGH-END DIGITAL CINEMA CAMERA: IT STANDS OUT FOR ITS EXCEPTIONAL IMAGE QUALITY, LOW-LIGHT PERFORMANCE AND ROBUSTNESS; IT COMBINES AN EXPANSIVE DYNAMIC RANGE, ADVANCED COLOR SCIENCE AND GREAT FLEXIBILITY IN AN ERGONOMIC DESIGN.

- SENSOR: SUPER 35 (ALEV 4) RESOLUTION:
- 4.6K (4608 X 3164 PIXELS) DYNAMIC
- RANGE: 17 STEPS SENSITIVITY: 160-6400
- WEIGHT: 2.9 KG MOUNT: LPL (WITH PL
- ADAPTER)



Sony Venice 1



FEATURING A FULL-FRAME SENSOR, THIS DIGITAL CINEMA CAMERA OFFERS A MAXIMUM RESOLUTION OF 6K AND A MAXIMUM FRAME RATE OF 120 FPS. FOR LOW-LIGHT PERFORMANCE, IT HAS A SECONDARY BASE ISO OF 2500.

FRAME	K MAX	FPS MAX
FULL	6	120



Sony Venice 2



IT OFFERS 8K RESOLUTION AND IS A DIGITAL CINEMA CAMERA. DEPENDING ON THE SENSOR AND RESOLUTION USED, IT CAN SHOOT UP TO 90 FPS. THE 8K SENSOR CAN REACH UP TO 72 FPS AT 8.2K AND 120 FPS AT 5.5K. WITH THE 6K SENSOR, IT CAN RECORD UP TO 120 FPS AT 4K AND 90 FPS AT 6K.

FRAME	K MAX	FPS MAX
FULL	8	90



RED Monstro



Capable of capturing images with an 8K resolution, it features a full-frame sensor that delivers a maximum frame rate of 240 FPS at 2K resolution.

FRAME	K MAX	FPS MAX
FULL	8	240



RED Komodo



COMPACT AND LIGHTWEIGHT, WEIGHING JUST 0.95 KG (BODY ONLY), IT'S KNOWN FOR ITS IMAGE QUALITY AND DYNAMIC RANGE, FEATURING A SUPER 35MM SENSOR CAPABLE OF RECORDING UP TO 6K AT 40 FPS. IT USES A CANON RF LENS MOUNT AND INCLUDES A GLOBAL SHUTTER.

FRAME	K MAX	FPS MAX
SÚPER 35	6	40

CAMERA LENSES

A collection of Cooke camera lenses is displayed against a dark, textured background. The central lens is the primary focus, showing its front element and the text 'Cooke S7/i 18mm' engraved on its barrel. To its left and right are other Cooke lenses, including one with '40-18' and 'S7/i' markings. The lighting is dramatic, highlighting the metallic textures and the 'Cooke' script on the lenses.

"A LENS IS LIKE A PAINTER'S BRUSH. IT'S WHAT YOU USE TO GIVE SHAPE AND FEELING TO AN IMAGE." EMMANUEL LUBEZKI



Contemporary Cooke Esféricos S7/i, FF/PL



OPTICS	APERTURE	CLOSE FOCUS	WEIGHT	FRONTAL DIAMETER
18 mm	T2-T22	16"	3.50 kg	110 mm
25 mm	T2-T22	14"	3.30 kg	110 mm
32 mm	T2-T22	14"	3.40 kg	110 mm
40 mm	T2-T22	18"	3.50 kg	110 mm
50 mm	T2-T22	20"	3.40 kg	110 mm
75 mm	T2-T22	19"	3.00 kg	110 mm
100 mm	T2-T22	30"	3.30 kg	110 mm
135 mm	T2-T22	29"	3.70 kg	110 mm



Contemporary Sigma Cine Prime, FF/PL



OPTICS	OPERTURE	CLOSE FOCUS	WEIGHT	FRONTAL DIAMETER
14 mm	T2.0-T16	13"	1.30 kg	95 mm
20 mm	T1.5-T16	11"	1.30 kg	95 mm
24 mm	T1.5-T16	10"	1.10 kg	95 mm
35 mm	T1.5-T16	1'	1.10 kg	95 mm
40 mm	T1.5-T16	14"	1.40 kg	95 mm
50 mm	T1.5-T16	14"	1.30 kg	95 mm
85 mm	T1.5-T16	2'10"	1.50 kg	95 mm
105 mm	T1.5-T16	34"	1.70 kg	95 mm
135 mm	T2.0-T16	33"	1.40 kg	95 mm



Contemporary Zeiss Supreme Prime, FF/PL



OPTICS	OPERTURE	CLOSE FOCUS	WEIGHT	FRONTAL DIAMETER
18 mm	T1.5-T22	14"	2.20 kg	114 mm
25 mm	T1.5-T22	10"	1.40 kg	95 mm
29 mm	T1.5-T22	13"	1.60 kg	95 mm
35 mm	T1.5-T22	12"	1.40 kg	95 mm
40 mm	T1.5-T22	16"	1.49 kg	95 mm
50 mm	T1.5-T22	18"	1.22 kg	95 mm
65 mm	T1.5-T22	2'	1.63 kg	95 mm
85 mm	T1.5-T22	29"	1.42 kg	95 mm
100 mm	T1.5-T22	39"	1.58 kg	95 mm
135 mm	T1.5-T22	44"	2.10 kg	114 mm

Contemporary Tribe7 Blackwing7T-Tuned, FF/PL



OPTICS	OPERTURE	CLOSE FOCUS	WEIGHT	FRONTAL DIAMETER
20.7 mm	T1.9-T22	7.5"	1.00 kg	104 mm
27 mm	T1.9-T22	13"	1.70 kg	104 mm
37 mm	T1.9-T22	18"	1.60 kg	104 mm
47 mm	T1.9-T22	16"	1.50 kg	104 mm
57 mm	T1.9-T22	19"	1.60 kg	104 mm
77 mm	T1.9-T22	26"	1.40 kg	104 mm
107 mm	T1.9-T22	288"	1.40 kg	104 mm
137 mm	T1.9-T22	28"	1.50 kg	104 mm

Contemporary

Tribe7 Blackwing7X-Tuned, FF/PL



OPTICS	OPERTURE	CLOSE FOCUS	WEIGHT	FRONTAL DIAMETER
20.7 mm	T1.9-T22	9"	1.50 kg	104 mm
27 mm	T1.9-T22	13"	1.70 kg	104 mm
37 mm	T1.9-T22	18"	1.60 kg	104 mm
47 mm	T1.9-T22	16"	1.50 kg	104 mm
57 mm	T1.9-T22	19"	1.60 kg	104 mm
107 mm	T1.9-T22	288"	1.40 kg	104 mm
137 mm	T1.9-T22	28"	1.50 kg	104 mm



Vintage Whitepoint Optics Hasselblad HS, FF/PL



OPTICS	OPERTURE	CLOSE FOCUS	WEIGHT	FRONTAL DIAMETER
21 mm	T2.5-T16	1'2"	2.85 kg	114 mm
28 mm	T2.8-T22	1'2"	2.72 kg	114 mm
42 mm	T2.5-T16	16"	1.85 kg	114 mm
56 mm	T2.0-T16	23"	1.65 kg	114 mm
70 mm	T2.5-T16	2'6"	1.65 kg	114 mm
84 mm	T2.8-T22	33"	1.95 kg	114 mm
105 mm	T2.8-T22	4'11"	1.85 kg	114 mm



Vintage GECKO-CAMGENESIS G35, FF/PL



OPTICS	OPERTURE	CLOSE FOCUS	WEIGHT	FRONTAL DIAMETER
14.5 mm	T3.0-T22	11"	1.10 kg	114 mm
16 mm	T2.4-T22	1'	1.20 kg	114 mm
20 mm	T1.8-T22	8"	1.20 kg	114 mm
25 mm	T1.4-T22	10"	1.20 kg	114 mm
35 mm	T1.4-T22	11"	1.30 kg	114 mm
50 mm	T1.4-T22	16"	1.10 kg	114 mm
85 mm	T1.4-T22	3'8"	1.20 kg	114 mm
135 mm	T2.0-T16	28"	1.40 kg	114 mm



Vintage Zeiss Jena Whitepoint Optics , FF/PL



OPTICS	OPERTURE	CLOSE FOCUS	WEIGHT	FRONTAL DIAMETER
20 mm	T2.9-T22	0.8"	0.80 kg	110 mm
29 mm	T2.9-T22	0.9"	1.30 kg	110 mm
35 mm	T2.9-T16	0.11"	1.30 kg	110 mm
40 mm	T2.9-T15	1.1"	1.50 kg	110 mm
55 mm	T2.9-T15	1.3"	1.70 kg	110 mm
75 mm	T2.9-T16	1.6"	2.30 kg	110 mm
165 mm	T2.8-T22	4.9"	3.00 kg	110 mm



Vintage Leica RCinescope, FF/PL



OPTICS	OPERTURE	CLOSE FOCUS	WEIGHT	FRONTAL DIAMETER
19 mm	T2.9	9"	1.00 kg	110 mm
24 mm	T2.9	10"	1.00 kg	110 mm
28 mm	T2.9	9"	0.90 kg	110 mm
35 mm	T2.1	11"	1.80 kg	110 mm
50 mm	T2.1	17"	0.90 kg	110 mm
60 mm	T2.9	11"	1.44 kg	110 mm
80 mm	T1.5	22"	1.50 kg	110 mm
100 mm	T2.9	17"	1.92 kg	110 mm
135 mm	T2.9	3'4"	1.57 kg	110 mm
180 mm	T2.9	44"	1.62 kg	110 mm



Vintage Zeiss Contax G.L. Optics , FF/PL



OPTICS	OPERTURE	CLOSE FOCUS	WEIGHT	FRONTAL DIAMETER
21 mm	T2.9-T22	10"	0.98 kg	95 mm
28 mm	T2.1-T22	10"	0.94 kg	95 mm
35 mm	T1.5-T16	13"	1.10 kg	95 mm
50 mm	T1.5-T16	17"	0.70 kg	95 mm
85 mm	T1.3-T16	33"	1.30 kg	95 mm
100 mm	T2.1-T22	23"	1.17 kg	95 mm
135 mm	T2.1-T22	49"	1.30 kg	95 mm



Vintage Cooke Panchro/iClassic, FF/PL



OPTICS	OPERTURE	CLOSE FOCUS	WEIGHT	FRONTAL DIAMETER
18 mm	T2.2-T22	11"	2.2 kg	110 mm
21 mm	T2.2-T22	11"	1.90 kg	110 mm
27 mm	T2.2-T22	13"	2.10 kg	110 mm
40 mm	T2.2-T22	13"	1.50 kg	110 mm
65 mm	T2.4-T22	4.5"	2.80 kg	110 mm
75 mm	T2.2-T22	26"	1.80 kg	110 mm
100 mm	T2.6-T22	2'	1.80 kg	110 mm



Vintage NIKON AIS PL



OPTICS	OPERTURE	CLOSE FOCUS	WEIGHT	FRONTAL DIAMETER
14 mm	T2.9	8"	1.121 kg	110 mm
18 mm	T2.9	11"	0.910 kg	110 mm
24 mm	T2.1	13"	0.941 kg	110 mm
28 mm	T2.1	11"	1.064 kg	110 mm
35 mm	T1.5	13"	1.16 kg	110 mm
50 mm	T1.3	12"	1.09 kg	110 mm
85 mm	T1.5	3'	1.185 kg	110 mm
105 mm	T1.9	2'3"	1.345 kg	110 mm
135 mm	T2.1	3'6"	1.582 kg	110 mm



Specialty

Laowa ProbeLens24mm T14, FF/PL



→

A WIDE-ANGLE MACRO LENS, WITH A FOCAL LENGTH OF 24MM, ALLOWS ACCESS TO NARROW PLACES AND OBTAINING UNUSUAL PERSPECTIVES.

←



Specialty

Leica Noctilux 50mm T0.95, FF/PL



- **IT'S ONE OF THE FASTEST LENSES IN THE WORLD**, MEANING IT CAN CAPTURE AN ASTONISHING AMOUNT OF LIGHT WITH ALMOST NO ADDITIONAL LIGHTING. THIS ALLOWS YOU TO FILM NATURALLY IN LOW-LIGHT ENVIRONMENTS WITHOUT COMPROMISING IMAGE QUALITY.
- THE WIDE APERTURE CREATES SUCH A SHALLOW DEPTH OF FIELD THAT ONLY A SMALL PORTION OF THE IMAGE IS IN FOCUS. THIS PRODUCES A UNIQUE AND DREAMLIKE VISUAL EFFECT, WHERE THE MAIN SUBJECT IS SEPARATED FROM THE BACKGROUND WITH A SOFT AND BEAUTIFUL BLUR (BOKEH), ACHIEVING A THREE-DIMENSIONAL LOOK.
- ITS HIGH CONTRAST AND NATURAL COLOR REPRODUCTION. THE NOCTILUX TAKES THIS TO ANOTHER LEVEL, WITH CREAMY BOKEH AND A PARTICULAR WAY OF RENDERING OUT-OF-FOCUS LIGHTS THAT IS HIGHLY VALUED BY DIRECTORS OF PHOTOGRAPHY.



Specialty Laowa 12mm Rectilinear T2.9, FF/PL



→

IT'S A COMPACT AND LIGHTWEIGHT CINEMA LENS. DESIGNED FOR FULL-FRAME AND VISTAVISION SENSORS, ITS ULTRA-WIDE ANGLE HAS VIRTUALLY NO DISTORTION AND A WIDE 122-DEGREE FIELD OF VIEW.

←



Specialty Zeiss PlanarMacro50mm T2.1 CF 10”



- 
- **WITH A T2.1 APERTURE**, IT IS RELATIVELY FAST AND EFFICIENT IN LOW-LIGHT CONDITIONS. IT ALLOWS YOU TO CREATE A PLEASING BOKEH EFFECT, ISOLATING THE MAIN SUBJECT WITH A SMOOTH TRANSITION TO THE BACKGROUND.
 - ALTHOUGH DESIGNED AS A MACRO LENS, ITS 50MM FOCAL LENGTH MAKES IT EXTREMELY VERSATILE. IT CAN BE USED FOR PORTRAITS, LANDSCAPES, AND GENERAL SCENES, ACTING AS A "STANDARD LENS" WITH THE ADDED CAPABILITY OF MACRO FOCUSING.
- 



Specialty Zero Optik Pinhole Lens, FF/PL



IT OFFERS DIFFERENT APERTURES THROUGH INTERCHANGEABLE HOLES; IT IS A PINHOLE LENS DESIGNED FOR CINEMATOGRAPHY, WITH A FOCUS ON QUALITY AND PRECISION.

FRONT DIAMETER	APERTURE	INTERCHANGEABLE
95 mm	f/87.5, f/175, y f/350	Through holes of 100, 200 and 400 microns, respectively



Specialty IB/E Optical Extender PLx2VV



IT IS AN OPTICAL EXTENDER COMPATIBLE WITH LARGE FORMAT CAMERA FORMATS THAT OFFERS AN OPTIMIZED TELECENTRIC DESIGN AND DOUBLES THE FOCAL LIST OF PL MOUNT LENSES.



Specialty Leica 70-180mmT2.8, FF/PL



- **WITH A 70-180MM RANGE**, IT'S PERFECT FOR PORTRAIT SHOTS, CLOSE-UP ACTION SHOTS, AND ISOLATING SUBJECTS FROM THE BACKGROUND. THIS MAKES IT A VERY USEFUL LENS IN GENRES LIKE DRAMA, DOCUMENTARY, AND SPORTS.
- A CONSTANT APERTURE MEANS THE FILMMAKER CAN ZOOM IN AND OUT WITHOUT THE EXPOSURE CHANGING, WHICH IS VITAL FOR SMOOTH, PROFESSIONAL CAMERA MOVEMENT. FURTHERMORE, THIS APERTURE ALLOWS FILMING IN LOW-LIGHT CONDITIONS AND PRODUCES BEAUTIFUL BOKEH (BACKGROUND BLUR).
- WITH 0.8 MOD CINE GEARS FOR FOCUS, ZOOM AND IRIS, ALLOWING THE USE OF FOLLOW FOCUS AND LENS CONTROL SYSTEMS.





Contemporary Zeiss Compact Zoom FF/PL



OPTICS	OPERTURE	CLOSE FOCUS	WEIGHT	FRONTAL DIAMETER
15-30 mm	T2.9-T22	1.25"	2.60 kg	114 mm
28-80 mm	T2.9-T22	28"	2.50 kg	95 mm
70-200 mm	T2.9-T22	5'	2.80 kg	95 mm

Zeiss Compact Zoom, S35/PL

OPTICS	OPERTURE	CLOSE FOCUS	WEIGHT	FRONTAL DIAMETER
21-100 mm	T2.9/3.9-T22	2'9"	2.00 kg	114 mm



Contemporary DZOFILMPictorZoom,S35/PL

- **UNA DE SUS CARACTERÍSTICAS MÁS IMPORTANTES ES QUE SON PARFOCAL**, LO QUE SIGNIFICA QUE LA IMAGEN SE MANTIENE PERFECTAMENTE ENFOCADA MIENTRAS SE HACE ZOOM, SIN IMPORTAR EL PUNTO FOCAL. ESTO ES ESENCIAL PARA EL TRABAJO PROFESIONAL.
- APERTURA CONSTANTE T2.8: TIENEN UNA APERTURA MÁXIMA Y CONSTANTE DE T2.8, LO QUE PERMITE MANTENER LA EXPOSICIÓN Y LA PROFUNDIDAD DE CAMPO MIENTRAS SE AJUSTA EL ZOOM, LO CUAL ES MUY ÚTIL EN EL SET.
- PROPORCIONAN UNA IMAGEN NÍTIDA Y CON BUEN CONTRASTE, PERO CON UNA SUAVIDAD QUE RESULTA AGRADABLE EN LOS TONOS DE PIEL.
- VIENEN CON MONTURAS INTERCAMBIABLES (PL Y EF), LO QUE LES DA UNA GRAN VERSATILIDAD PARA TRABAJAR CON DIFERENTES SISTEMAS DE CÁMARA.



Contemporary DZOFILMPictorZoom,S35/PL



OPTICS	APERTURE	CLOSE FOCUS	WEIGHT	FRONTAL DIAMETER
20-55 mm	T2.8-T22	2'	1.50 kg	95 mm
50-125 mm	T2.8-T22	28"	1.70 kg	95 mm



COOKE ZOOM

20-100mm - T3.1PL

A FAVORITE IN FILM PRODUCTIONS DESPITE BEING FIRST INTRODUCED IN THE 1970s.

- THIS LENS OFFERS A VERSATILE ZOOM RANGE OF 20MM TO 100MM, IDEAL FOR A WIDE VARIETY OF SHOTS, FROM WIDE SHOTS TO CLOSE-UPS. ITS MAXIMUM APERTURE OF T3.1 IS RELATIVELY FAST FOR A ZOOM LENS OF THAT ERA, ALLOWING FOR EXCELLENT RESULTS WHEN FILMING IN LOW-LIGHT CONDITIONS.
- WHAT TRULY SETS THIS LENS APART IS ITS VISUAL AESTHETIC. IT'S CHARACTERIZED BY A WARM, SOFT IMAGE THAT'S SLIGHTLY LESS SHARP THAN MODERN LENSES, WITH A GRADATION OF TONES THAT BLENDS VERY ORGANICALLY. THE FLARES IT PRODUCES ARE BEAUTIFUL AND CONTROLLED, AND THE BOKEH IS CREAMY AND PLEASING.
- DESPITE BEING AN OLDER DESIGN, IT'S WIDELY USED TODAY IN PROJECTS SEEKING A PARTICULAR CINEMATIC FEEL. IT'S PERFECT FOR CAPTURING THE ESSENCE OF PERIOD FILMMAKING OR ADDING A TOUCH OF NOSTALGIA TO ANY PROJECT.

COOKE ZOOM 20-100mm - T3.1PL



OPTICS	OPERTURE	CLOSE FOCUS	WEIGHT	FRONTAL DIAMETER
20-100 mm	T3.1	2'4"	4.48 kg	144 mm

ANGENIEUX EZ/PL



OPTICS	OPERTURE	CLOSE FOCUS	WEIGHT	FRONTAL DIAMETER
FF 22 - 60 mm S35 15 - 40 mm	T3.0 T2.0	2'	2.141 kg	114 mm
FF 45-135 mm S35 30-90 mm	T3.0 T2.0	2'	2.134 kg	114 mm
FF 68 - 250 mm S35 45 - 165 mm	T4.5 T3.0	4'	2.6 kg	114 mm

LAOWA ZOOM FISHEYE PL



OPTICS	OPERTURE	CLOSE FOCUS	WEIGHT	FRONTAL DIAMETER
8-15 mm	T2.9	6"	0.610 kg	75 mm

A ACCESSORIES



"THE CAMERA IS A LISTENING EYE, AND THE LENS IS ITS EAR." — ROBERT BRESSON

CAMERA ACCESSORIES



HEADS
O'Connor 2575
O'Connor 2560
O'Connor 2065
O'Connor 2060
O'Connor 1030
O'Connor 1040

TRIPODS
Ronford baker Standard/Baby
O'Connor
O'Connor fibra de carbono
Hi Hat/Low Hat Base Mitchell
Hi Hat Bola de 100 mm



CAMERA ACCESSORIES



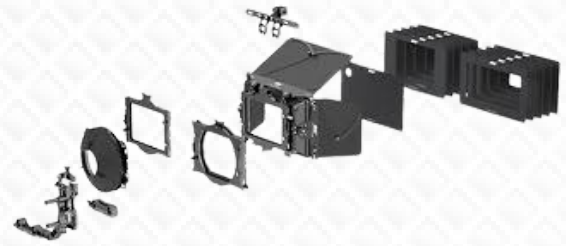
MATTE BOX/CLIP ON

LMB-14 ARRI

LMB-4X5 ARRI

Misfit Bright Tangerine

Kick Bright Tangerine



FOLLOW FOCUS MANUALES

FF4 ARRI

FF5 ARRI

CFF-1 O' CONNOR

Mini follow TILTA



CAMERA ACCESSORIES



BATTERIES

IDX ENDURA 198 wh V- Mount

IDX ENDURA 190 wh V- Mount

IDX ENDURA 150 wh V- Mount

IDX ENDURA 98 wh V- Mount

IDX IMICRO 150 wh V-Mount

IDX IMICRO 98 wh V-Mount

INDI-PRO 98 wh V-Mount



CHARGERS

IDX VL4S Cargador QUAD

IDX VL2000 Cargador Dual

IDX VL2X Cargador Single



CAMERA ACCESSORIES



BLOCK BATTERIES

ANTON BAUER CINE VCLX

BLOCKBATTERY SLI-D600




CAMERA CARTS

INOVATIV APOLLO 40'

INOVATIV SCOUT EVO 37'



CAMERA ACCESSORIES



WIRELESS FOLLOW FOCUS

PRESTON single Channel (MDR-4)

TILTA nucleus M

TERADEK RT



ONBOARD MONITORS/1AC

SMALL HD 1303

SMALL HD ULTRA 7"

SMALL HD 703UB

SMALL HD CINE 7


SMALL HD 702

SMALL HD CINE 5

PORTKEYS BM5-WR



CAMERA ACCESSORIES



EASY RIG VARIO 5/serene

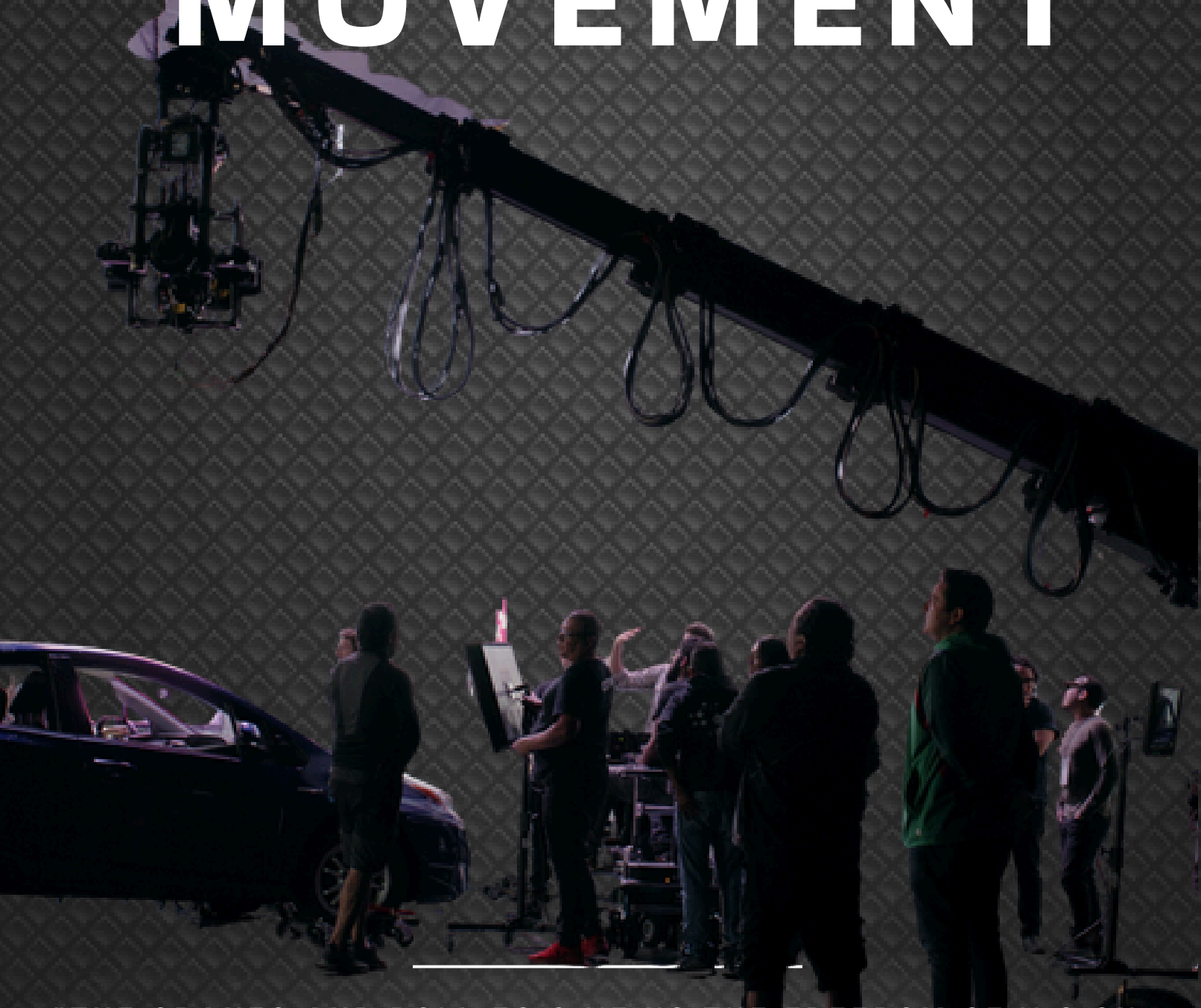
SADLE BAG

SPIDER GRIP CAS

SPIDER GRIP TILTA




CAMERA MOVEMENT



"THE CRANES AND DOLLIES GIVE US THE FREEDOM OF VISION,
THE ABILITY TO FLY AND MOVE LIKE THE CONSCIOUSNESS OF
A CHARACTER." — GUILLERMO DEL TORO



Dolly Panther S-Type



AN ELECTROMECHANICAL DOLLY WITH A SCISSOR-TYPE BOOM HAS BEEN DESIGNED FOR EASY TRANSPORT THANKS TO ITS SECTIONAL STRUCTURE. ITS MAIN ADVANTAGE LIES IN THE SMOOTHNESS AND PRECISION OF ITS MOVEMENTS, WHICH CAN BE CONTROLLED WITH FIVE SPEED MODES (FROM SLOWEST, 1, TO FASTEST, 5) AND FOUR RAMP TYPES (SOFT, MEDIUM, HARD, AND INSTANT).

IT OFFERS ADVANCED FEATURES SUCH AS PROGRAM MODE, WHICH ALLOWS THE OPERATOR CREATE SEQUENCES TO RUN THEM INDIVIDUALLY, AND THE LIMIT MODE, IDEAL FOR ESTABLISH PRECISE LIMITS ON THE PEN'S TRAVEL.

WITH A HIGH LOAD CAPACITY, THE S-TYPE GUARANTEES HIGH COMPATIBILITY AND STABILITY WITH VARIOUS CRANES AND JIBS, BOTH ON THE GROUND AND ON RAILS. ITS INNOVATIVE DESIGN ALLOWS FOR SMOOTH 360° MOVEMENTS, ELIMINATING THE NEED FOR JACKS.



Dolly Panther S-Type

	Panther S-Type	Fisher 10	Fisher 11
			
WEIGHT	180 kg	200 kg	145 kg
MEASURES	64 x 97 x 48 cm	81 x 155 x 64 cm	65 x 114 x 60 cm
LOAD CAPACITY	800 kg	544 kg	400 kg
SPEED CONTROL	YES 5 SPEEDS	NO	NO
RAMP CONTROL	SÍ 5 RAMPAS	NO	NO
DRIVING MODES	CRAB, ROUND, REAR Y FRONT	CRAB, ROUND	CRAB, ROUN, REAR
COMPATIBLE WITH CRANES	YES	YES	NO



Panther Dolly Classic



THANKS TO ITS CENTER COLUMN CONFIGURATION, IT'S INCREDIBLY VERSATILE AND EASY TO HANDLE. ITS FLEXIBLE DESIGN LETS YOU EXPLORE A WIDE RANGE OF CAMERA MOVEMENTS, AND YOU CAN EXPAND ITS CREATIVE CAPABILITIES BY ADDING ACCESSORIES LIKE MINI JIBS, JIBS, AND SLIDERS.

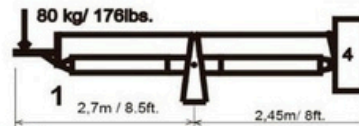




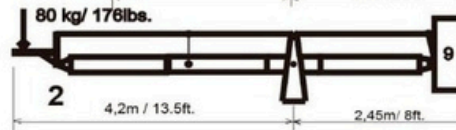
Foxy Pro Air Crane

Remote Versions:

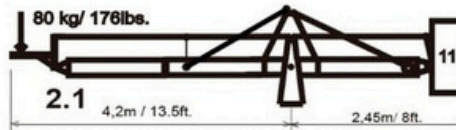
max. Height/Höhe:
3,7m(12ft.)



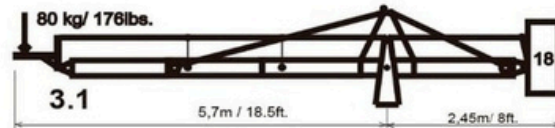
max. Height/Höhe:
4,9m(16ft.)



max. Height/Höhe:
4,9m(16ft.)



max. Height/Höhe:
6,1m(20ft.)



→ **THE PANTHER FOXY PRO AIR CRANE** IS DESIGNED FOR REMOTE MOVEMENTS WITH DIFFERENT ARM LENGTHS, IDEAL FOR AERIAL AND DYNAMIC SHOTS. ITS "AIR" VERSION IS DISTINGUISHED BY BEING LIGHTER AND MORE FLEXIBLE, OFFERING GREATER MANEUVERABILITY COMPARED TO HEAVIER OR PLATFORM CRANES.

THE ARM LENGTH RANGES FROM 1.5 M TO 6.8 M.

IT CAN BE MOUNTED ON THE PANTHER S-TYPE DOLLY OR ON ITS OWN PEDESTAL.

IT IS DESIGNED FOR USE WITH REMOTE HEADS OR GIMBALS.
IT IS DISTINGUISHED BY ITS EASE AND SPEED OF ASSEMBLY.



Foxy Pro Air crane mounted on Dolly S-Type



WHEN MOUNTING THE FOXY PRO AIR ON A DOLLY, THE MAIN ADVANTAGE LIES IN OPTIMIZING FILMING TIME, AS THE CRANE AND DOLLY FUNCTIONALITY ARE INTEGRATED INTO A SINGLE SYSTEM, SIMPLIFYING THE ASSEMBLY AND OPERATION PROCESSES; IN ADDITION, THIS CONFIGURATION ALLOWS FOR A REDUCTION IN TECHNICAL PERSONNEL COSTS BY REQUIRING FEWER RESOURCES FOR ITS OPERATION COMPARED TO MOUNTING AND OPERATING SEPARATE EQUIPMENT.



Foxy Pro Air Crane on Pedestal



ONE OF THE MAIN ADVANTAGES OF MOUNTING THE FOXY PRO AIR ON ITS PYRAMID IS THAT IT DOESN'T REQUIRE A DOLLY FOR INSTALLATION OR OPERATION, ALLOWING SIMULTANEOUS WORK WITH TWO CAMERAS: ONE MOUNTED ON THE DOLLY AND THE OTHER ON THE CRANE ATOP THE PYRAMID. THIS VERSATILITY OFFERS A MORE EFFICIENT AND PRODUCTIVE SHOOTING EXPERIENCE, AS IT ENABLES THE CAPTURE OF DIFFERENT ANGLES AT THE SAME TIME, SOMETHING NOT POSSIBLE WITH MORE LIMITED SYSTEMS LIKE MINI JIBS OR CONVENTIONAL JIBS.



Scorpio 35L Telescopic Crane



A LIGHTWEIGHT CRANE DESIGNED FOR PERFECTION. WITH ITS FOUR SECTIONS, IT OFFERS FAST, PRECISE, AND SMOOTH MOVEMENTS. ITS EXCEPTIONALLY QUIET OPERATION ALLOWS YOU TO CAPTURE EVERY DETAIL WITHOUT INTERRUPTION.

THE TRUE INNOVATION LIES IN THE DYNAMIC COUNTERWEIGHT SYSTEM THAT GUARANTEES IMPECCABLE BALANCE AND TOTAL CONTROL IN ANY ARM POSITION.

ITS ADVANCED INTERFACE FACILITATES OPERATION WITH KEY TOOLS SUCH AS:

- **AUTOMATIC ARC COMPENSATOR:** ADJUSTS THE TELESCOPE EXTENSION ACCORDING TO TILT AND PAN MOVEMENTS.
- **PROGRAMMABLE LIMITS:** DEFINES THE ARM'S TRAVEL FOR GREATER PRECISION.
- **TRAJECTORY GENERATOR:** ALLOWS YOU TO CREATE CUSTOM HORIZONTAL OR VERTICAL TELESCOPE MOVEMENTS.






Scorpio 35L Telescopic Crane



THE NEW TRACKING FUNCTION ESTABLISHES A DIRECT CONNECTION BETWEEN THE SCORPIO CRANE AND THE SCORPIO HEAD. THIS ALLOWS THE OPERATOR TO AUTOMATICALLY PERFORM BACK-PANNING AND FOCUS ON A TARGET. BY SELECTING A POINT OF INTEREST, THE HEAD WILL PRECISELY FOLLOW IT WHILE THE CRANE EXECUTES PAN, TILT, AND TELESCOPIC MOVEMENTS, MAINTAINING A PRESET DISTANCE. FURTHERMORE, THIS FUNCTION SYNCHRONIZES MEMORY MENUS FOR SMOOTHER OPERATION.



Scorpio 35L Telescopic Crane

	Scorpio 35'L	Technocrane 30'	Scorpio 30+7'
			
WEIGHT	600 kg	1350 kg	850 kg
HIGH LONG	1.99 x 4.40 m	2.10 x 4.9 m	2.00 x 4.65 m
MAXIMUM HEIGHT	9.85 m	9.2 m	9 m
ARM EXTENDED FROM THE PEDESTAL	10.6 m	9.3 m	9.14 m
LOAD CAPACITY	40 kg underslung	30 kg underslung	70 kg underslung
DYNAMIC BALANCE SYSTEM	YES	NO	NO
TRACKING MODE (object tracking)	YES	NO	NO
MOTION GENERATOR	YES	NO	NO



Technocrane 22






THE LIGHTEST TELESCOPIC CRANE IN ITS CLASS. WEIGHING ONLY 360 KG, THE TECHNOCRANE 22' L IS PERFECT FOR SETS WITH LIMITED SPACE AND CHALLENGING SHOTS. WITH A REACH OF 22 FEET (6.7 M), IT PROVIDES EXCELLENT HEIGHT AND MOVEMENT RANGE WITHOUT THE NEED FOR HEAVY CRANES THAT CAN EXCEED A TON. YOU HAVE COMPLETE CONTROL WITH ADJUSTABLE SPEED AND DAMPING, ALLOWING YOU TO EXECUTE SMOOTHER, CLEANER, QUIETER, AND MORE PRECISE MOVEMENTS.





Technocrane 22

	Technocrane 22'	Scorpio 23'	Moviebird 24X
			
WEIGHT	360 kg	600 kg	760 kg
HIGH LONG	1.79 x 3.52 m	2.00 x 3.35 m	1.70 x 3.4 m
MAXIMUM HEIGHT	6.7 m	6.7 m	7.5 m
ARM EXTENDED FROM THE PEDESTAL	6.33 m	7.1 m	7.35 m
LOAD CAPACITY	23 kg	35 kg	60 kg
SPEED REGULATOR	YES	YES	YES
DAMPING	YES	YES	YES
SECTIONAL	YES	YES	NO




Mini Scorpio Stabilized V Head



WITH A COMBINATION OF NEW GYROSCOPES, OPTIMIZED MECHANICS, AND ADVANCED SOFTWARE, THIS DEVICE MANAGES TO BE INCREDIBLY SMALL AND LIGHTWEIGHT. DESPITE ITS SIZE, IT SUPPORTS AN IMPRESSIVE 20 KG LOAD CAPACITY WITH A HIGH LEVEL OF STABILITY.



Nodal 360°




THE SCORPIO 360° NODAL RING IS THE PERFECT TOOL FOR CAPTURING CONTINUOUS, SMOOTH CAMERA ROLL FOOTAGE. ITS DESIGN ALLOWS FOR EXCELLENT PRECISION AND AMAZING SPEEDS, TAKING YOUR MOVEMENTS TO A NEW LEVEL.

ITS DESIGN, COMBINING TWO ROTATING RINGS WITH FOUR BARS, ENSURES EXCEPTIONAL RIGIDITY, ALLOWING YOU TO ROTATE A WIDE VARIETY OF PROFESSIONAL CAMERAS WITH SURPRISING SPEED AND PRECISION. NO MATTER WHICH CAMERA YOU USE, THE DIFFERENT AVAILABLE MOUNTS WILL ADJUST IT PERFECTLY TO KEEP THE SENSOR ON THE ROLL AXIS, GUARANTEEING SMOOTH, ERROR-FREE SHOTS.





Nodal 360°



NODAL RING WITH SCORPIO MINI V: WHEN THE SCORPIO 360° NODAL RING IS CONNECTED TO THE SCORPIO MINI V STABILIZED HEAD, THE MINI-V'S AXES ARE INTERPOLATED WITH THE NODAL RING TO ALLOW COMPLETE FREEDOM OF FRAME POSITIONING AND MOVEMENT WHILE STABILIZING. THIS CONFIGURATION OFFERS MAXIMUM VERSATILITY FOR CAMERA MOVEMENTS AND SIMPLIFIES THE CAMERA OPERATOR'S JOB BY USING MOTION CONTROLLERS REFERENCED TO THE CAMERA'S VIEWPOINT RATHER THAN THE HEAD'S VIEWPOINT.



DJI Ronin 2



COMBINING THE BEST OF A GIMBAL AND A STABILIZED HEAD, THIS SYSTEM ADAPTS TO A WIDE RANGE OF OPERATING CONFIGURATIONS, BOTH MANUAL AND REMOTE (READY RIG, HAND CRANKS, CRANES, SHOCK ABSORBER). ITS CONSTRUCTION, WHICH BALANCES A LIGHTWEIGHT DESIGN WITH EXCEPTIONAL ROBUSTNESS, SUPPORTS LOADS OF UP TO 13 KG, MAKING IT COMPATIBLE WITH DIGITAL CINEMA CAMERA STANDARDS. FURTHERMORE, IT FEATURES THE IGNITE PLATES SYSTEM, WHICH SPEEDS UP THE TRANSITION FROM RONIN 2 TO STUDIO MODE IN UNDER A MINUTE.



Inertia Wheels 2 Wireless Cranks



PRECISE GIMBAL CONTROL IS ACHIEVED VIA TWO WHEELS INCORPORATING INERTIA MOTORS. THIS SYSTEM, DESIGNED FOR SMOOTH AND ACCURATE CAMERA MOVEMENTS, FEATURES EXTENDED WIRELESS RANGE (TYPICALLY OVER ONE MILE) AND HIGH TRANSMISSION SPEED, ENSURING IMMEDIATE RESPONSE.





CINEPED 3.5



KNOWN FOR ITS ROBUST YET LIGHTWEIGHT CONSTRUCTION, THIS 3.5-FOOT (106 CM) LONG RIG SUPPORTS CAMERAS UP TO 100 LBS (45.35 KG). ITS ABILITY TO PERFORM PRECISE AND SMOOTH MOVEMENTS MAKES IT AN EXCEPTIONAL TOOL FOR ANY TYPE OF CAMERA MOVEMENT.





Matthews Studio Dutti Dolly



STANDING AT JUST 5 CM TALL, THE DUTTI DOLLY WAS DESIGNED TO FACILITATE SHOTS VERY CLOSE TO THE GROUND. ITS COMPACT SIZE AND LIGHT WEIGHT MAKE IT EASY TO TRANSPORT AND SET UP IN DIFFERENT LOCATIONS, IDEAL FOR ANY TYPE OF PRODUCTION.



Motorized rotating stabilized arm for MotoCrane Radical vehicle



MOTORIZED VEHICLE ARM THAT STANDS OUT FOR ITS LIGHTNESS AND COMPATIBILITY
ON COMPLEX TERRAIN AT HIGH SPEEDS.



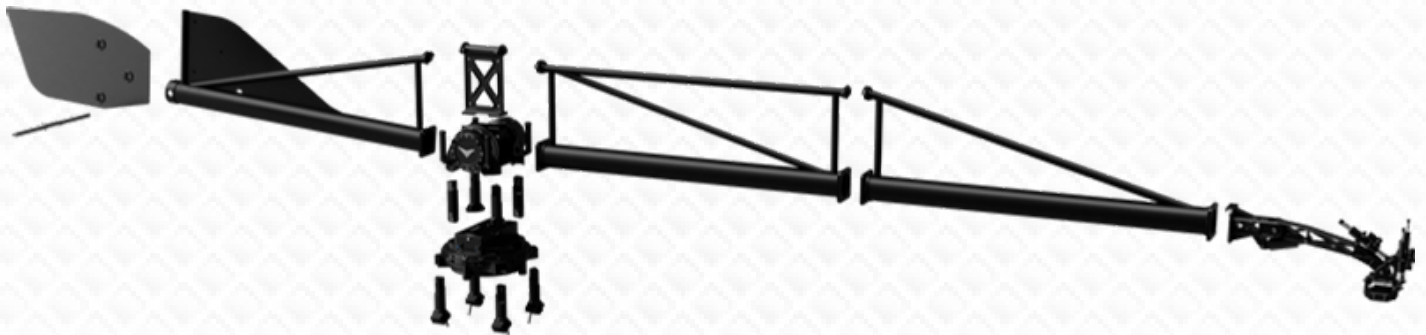
ATV RIG



THIS SYSTEM, DESIGNED FOR LOW-SPEED RUNNING SHOTS, FEATURES A VERSATILE CHEESE PLATE THAT ALLOWS FOR A WIDE VARIETY OF RIG CONFIGURATIONS. IT IS ALSO FULLY COMPATIBLE WITH EQUIPMENT SUCH AS THE SHOCK ABSORBER, STADY CAM, AND RONIN 2.



3-AXIS RADICAL ISOLATOR



WITH ITS COMPACT AND LIGHTWEIGHT DESIGN, THIS 3-AXIS PASSIVE SUSPENSION ARM LETS YOU ACHIEVE STABLE SHOTS EVEN ON THE MOST CHALLENGING TERRAIN. IT'S THE PERFECT TOOL FOR ISOLATING YOUR CAMERA FROM SHOCKS AND VIBRATIONS WHILE YOU CHASE YOUR SUBJECT, GUARANTEEING EXCEPTIONAL RESULTS.



D.I.T. DATA MGMT VIDEO ASSIST LAB DIGITAL



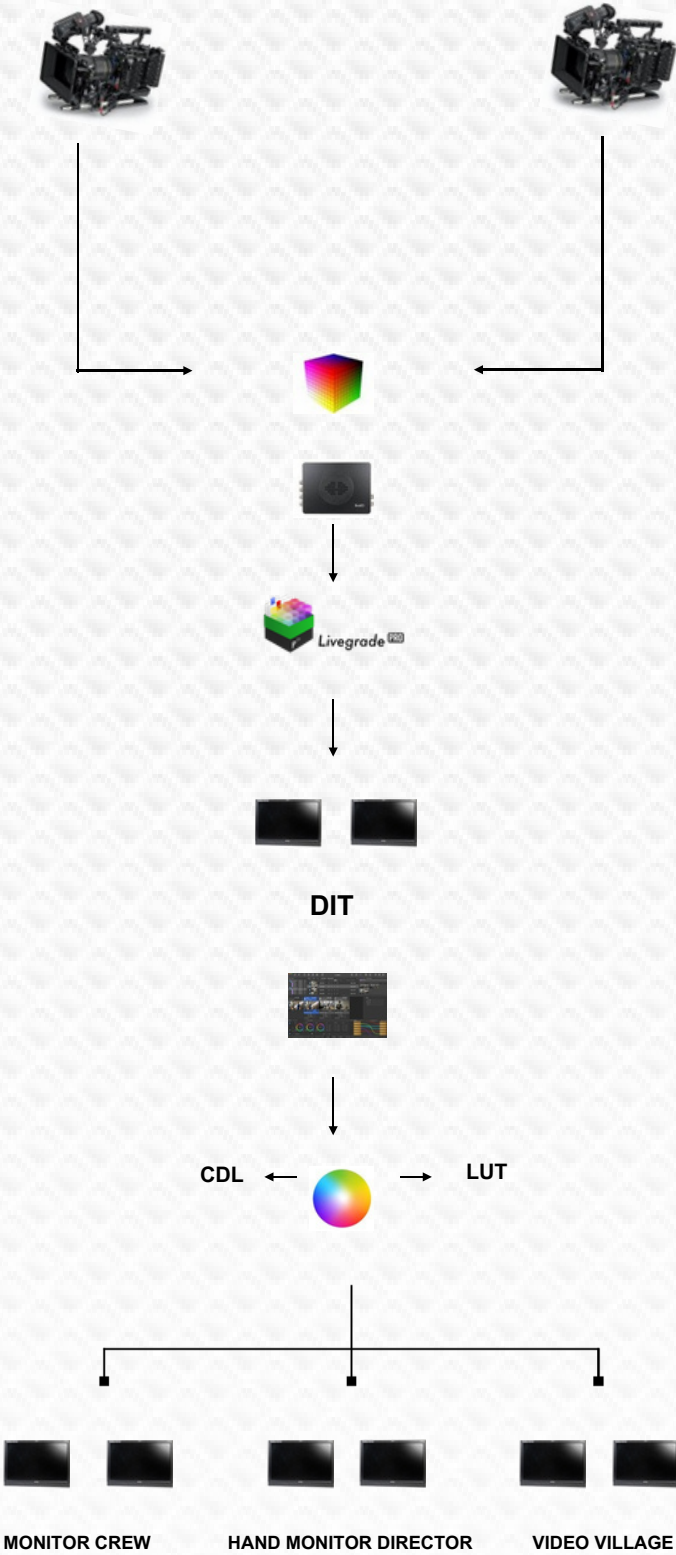
YOUR VISION, IN GOOD HANDS,
THE SECURITY AND SUPPORT
YOUR PRODUCTION NEEDS

DIT LIVEGRADE SERVICE



- **WITH OVER 15 YEARS OF EXPERIENCE** IN DIT SERVICES, WE PROVIDE SPECIALIZED DIGITAL WORKFLOW SOLUTIONS FOR THE FILM AND ENTERTAINMENT INDUSTRY.
- **WHAT WE DO:** WE MONITOR IMAGE QUALITY IN REAL TIME, APPLY PRECISION COLORIMETRY PROCESSES, AND ENSURE PROPER DATA MANAGEMENT FROM THE SET TO POST-PRODUCTION.
- **ON-SET COLLABORATION:** OUR DITS WORK ALONGSIDE THE CAMERA AND VIDEO ASSISTANT, ACTING AS A DIRECT LINK TO POST-PRODUCTION. THIS ENSURES A SMOOTH TRANSITION BETWEEN IMAGES AND THE CONTINUITY OF THE PROJECT.
- **ADDED VALUE:** WE ACCOMPANY THE DIRECTOR OF PHOTOGRAPHY IN MAKING TECHNICAL AND CREATIVE DECISIONS, OFFERING ALTERNATIVES THAT OPTIMIZE THE VISUAL PROPOSAL OF EACH PRODUCTION.
- **COMMITMENT:** WE ARE DISTINGUISHED BY DEDICATION, INNOVATION AND THE TRUST OF OUR CUSTOMERS, BACKED BY MORE THAN A DECADE OF EXPERIENCE IN THE INDUSTRY.

EXAMPLE OF LIVEGRADE FLOW



DATA MANAGEMENT POMFORT-SILVERSTACK



DATA MANAGEMENT SERVICES: SPECIALISTS IN AUDIOVISUAL MATERIAL FLOW AND BACKUP. WE DESIGN SECURITY PROTOCOLS AND DATA FLOWS FROM PRE-PRODUCTION IN COLLABORATION WITH THE DIT AND THE ASSIGNED POST-PRODUCTION HOUSE.

OUR DIFFERENTIATING FACTOR: THE CUSTOMIZED PREPARATION OF EACH WORKFLOW, WITH DEDICATION AND ATTENTION TO EVERY SHOOT.

ON-SET DATA MANAGEMENT

OUR DATA MANAGERS MAINTAIN CONSTANT COMMUNICATION WITH DIT AND POST-PRODUCTION, ENSURING:

- COMPREHENSIVE MANAGEMENT AND BACKUP OF MATERIAL.
- QUALITY CERTIFICATION (QC).
- INTEGRITY VERIFICATION VIA CHECKSUM (XXHASH64/MD5).
- REPORT GENERATION: CLIP REPORTS, SHOOTING DAY REPORTS, CAMERA, SOUND, SCRIPT, AND DIT REPORTS.

A ROBUST AND EFFICIENT SECURITY PROTOCOL SETS US APART, ALLOWING US TO ALWAYS BE ONE STEP AHEAD.

DATA MANAGEMENT POMFORT-SILVERSTACK



3-2-1 SECURITY PROTOCOL

WE APPLY INTERNATIONAL STANDARDS IN DATA PROTECTION:

- 3 COPIES OF ALL ORIGINAL MATERIAL.
- ON AT LEAST 2 DIFFERENT TYPES OF STORAGE
- WITH 1 ADDITIONAL COPY IN A DIFFERENT GEOGRAPHIC LOCATION.

WE GUARANTEE MAXIMUM SECURITY, CONTINUITY AND PEACE OF MIND FOR PRODUCTION.

EXAMPLE OF DATA FLOW



Alexa Mini LF



- A** ARRIRAW
4.5K LF 3:2 Open Gate - 4.5K
- B** ARRIRAW
4.5K LF 3:2 Open Gate - 4.5K

Data flow diagram

Estación DIT LiveGrade



Estación Data Management



RAID 5 85 TB + RAID SSD 5 56TB
DOBLE BACKUP EN SET

BACKUP A TAXI SHUTTLE SSD
LABORATORIO DIGITAL "HOTEL"



LABORATORIO DIGITAL BACKUP RAID 5
96TB + DOBLE BACKUP
EN CINTA MAGNETICA LTO 8 "HOTEL"



CHECK SUM XXHASH64,
CLIPS REPORTS Y SHOOTING DAY REPORT EN SET



ENVIO POR MEDIO DE MEDIA SHUTTLE
DELIVERIES H264 O SIMILJAR PARA PIX O
FRAME IO PRORES PARA EDITORIAL

DIRECTO A POSTPRODUCCION





VIDEO ASSIST QTAKE - FLANDERS SCIENTIFIC



OUR VIDEO ASSIST SERVICE POSITIONS US AT THE FOREFRONT OF THE FILM INDUSTRY, PLAYING AN ESSENTIAL ROLE IN FILM SHOOTS WITH DIGITAL TECHNOLOGY.

WE HAVE HIGHLY TRAINED AND CERTIFIED STAFF, ALLOWING US TO OFFER REAL-TIME MONITORING FOR THE DIRECTOR, DIRECTOR OF PHOTOGRAPHY, AND OTHER KEY TEAM MEMBERS DURING FILMING. WE HAVE ONE OF THE MOST COMPREHENSIVE AND SPECIALIZED TEAMS IN THE INDUSTRY, WITH STATE-OF-THE-ART TECHNOLOGY TO GUARANTEE PRECISION AND EFFICIENCY.

QTAKE ECOSYSTEM

QTAKE IS AN INDUSTRY-LEADING PROFESSIONAL SOFTWARE USED TO RECORD, CAPTURE, PLAY BACK, EDIT AND PROCESS VIDEO SIGNALS FROM ANY CAMERA, OPTIMIZING WORKFLOW IN EVERY PRODUCTION.

- MONITORING OF UP TO 4 CAMERAS
- SIMULTANEOUSLY. METADATA AND REPORT
- GENERATION. LIVE PLAYBACK AND ON-SET EDITING.
- REAL-TIME IMAGE COMPOSTING AND VFX.



WHAT IS THE DIGITAL LABORATORY?

A SPECIALIZED SPACE FOR THE MANAGEMENT, PROCESSING, AND QUALITY ASSURANCE OF AUDIOVISUAL MATERIAL. OUR LABORATORY COMBINES CUTTING-EDGE TECHNOLOGY WITH THE EXPERTISE OF OUR TEAM, GUARANTEEING A RELIABLE WORKFLOW TAILORED TO THE NEEDS OF EACH PRODUCTION.



KEY SERVICES:

- **INJECTION AND CONFORMING:** ORGANIZATION AND PREPARATION OF THE ORIGINAL MATERIAL FOR POST-PRODUCTION.
- **COLOR CORRECTION AND LOOK DEVELOPMENT:** CREATION AND APPLICATION OF CUSTOM LOOKS TO MAINTAIN THE PROJECT'S VISUAL INTENT.
- **DAILIES AND DELIVERABLES:** QUICK GENERATION OF COPIES IN MULTIPLE FORMATS FOR ON-SET AND PRODUCTION REVIEW.
- **SUPERVISION AND QUALITY CONTROL (QC):** TECHNICAL REVIEW OF FILES, ERROR DETECTION, AND VERIFICATION OF STANDARDS.
- **MEDIA MANAGEMENT AND STORAGE:** SECURE STORAGE AND EFFICIENT ADMINISTRATION OF MATERIAL THROUGHOUT THE ENTIRE WORKFLOW.





WHAT IS THE DIGITAL LABORATORY?

ADVANTAGES:

- DIRECT INTEGRATION WITH DIT AND THE POST-PRODUCTION AREA.
- INTERNATIONAL CLASS SECURITY PROTOCOLS TO PROTECT THE INTEGRITY OF THE MATERIAL.
- CUSTOMIZED PROCESSES ACCORDING TO THE TECHNICAL AND CREATIVE REQUIREMENTS OF EACH PROJECT.
- CONSTANT COMMUNICATION WITH THE PRODUCTION TEAM TO ENSURE SMOOTHNESS AT EVERY STAGE.

OUR COMMITMENT:

WE ENSURE CONTINUITY, EFFICIENCY, AND VISUAL EXCELLENCE IN OUR DIGITAL LAB. EACH PROJECT RECEIVES THE NECESSARY ATTENTION AND DEDICATION TO GUARANTEE THAT THE CREATIVE VISION REACHES THE SCREEN INTACT.



DIT, DATA AND VIDEOASSIST TEAM

APPLE MacBook Pro 16" M3 64GB

Monitor FSI Flander DM241

Monitor FSI Flander DM240

Monitor FSI Flander DM170

ATOMOS Monitor Neon 24 HDR

ATOMOS Monitor Neon 17 HDR

ATOMOS Sumo 19

Monitor Sony PVX-1800 Trimaster 4K

HDR (Próximamente)

Monitor SmallHD 1700 P3X BOLT

SmallHD Cine 7 SKRX

Monitor SmallHD BOLTRX 500/1K/3K

VAXIS Storm Cine 8 Wireless Monitor

OSSE Monitor LCM 215

OVIDE Smart Assist 4 evo QTAKE

OVIDE Smart Assist M100 DUAL 2X SDI inputs / 6x SDI outputs

BLACKMAGIC Video Assist 7" 3G

BLACKMAGIC HyperDeck Studio DH Plus

BLACKMAGIC SmartScope Duo

BLACKMAGIC Smart Videohub 12x12

BLACKMAGIC Monitor UltraStudio 3G

BLACKMAGIC Design Micro Converter BiDirectional SDI/HDMI 3G -MULTI CAM

BLACKMAGIC Design Mini Converter SDI Distribution

BLACKMAGIC Advanced Panel Design ATEM 2M/E

BLACKMAGIC Constellation Design ATEM 8K

BLACKMAGIC Constellation ATEM 1 M/E HD

FSI BoxIO

INOVATIV carrito de video deploy IV

PROAIM Soundchief Cart Vertical Workstation



DIT, DATA AND VIDEOASSIST TEAM

PROAIM Carrito para Data Management

SWITH Ethernet Network

TANGENT the Ripple

OWC Port Thunderbolt Dock

Teradek 3000 XT KIT

Teradek 3000 XT Single

VAXIS Storm 3000 Kit

Teradek Bolt500

Teradek Bolt500 XT

Teradek Link

Teradek Color

ARECA Raid Thunderbolt 84TB

ARECA Raid Thunderbolt 72TB

ARECA Raid Thunderbolt 70TB

ARECA Raid Thunder 3 Mini R6 40TB

G-DRIVE Raid G Speed Shuttle XL 96TB

G-DRIVE Raid G Speed Shuttle XL 80TB

G-DRIVE Raid Speed SSD 56TB

G-DRIVE Raid G Speed SSD 28TB

G-DRIVE mobile SSD 2TB

G-DRIVE mobile SSD 4TB

SANDISK Pro Dock 4

SANDISK Pro Reader CFast

SANDISK Pro Reader CFexpress

SONNET SF3 Series Pro Card Reader for CFexpress and XQD

IDX Cargador Quad

IDX-98 Bateria V-Mount

DECIMATOR Design Quad

LIGHTNING



"LIGHT IS OUR WAY OF TELLING A STORY WITHOUT WORDS."

— EMMANUEL "CHIVO" LUBEZKI



- **HMI**
- **LEDS**
- **ACCESSORIES**
- **TUNGSTENO**
- **MOBILES**
- **SPECIALTY TEXTILES**
- **POWER PLANTS AND ELECTRICAL DISTRIBUTION**



HMI

M90	M40	M18	M8	18K

THE M90 IS A POWERFUL LIGHT IDEAL FOR ILLUMINATING LARGE AREAS OR AS A MAIN LIGHT AT LONG DISTANCES.

M40 IDEAL AS A MAIN LIGHT AT A CONSIDERABLE DISTANCE OR FILL LIGHT FOR LARGE AREAS.

M18 HIGHLY APPRECIATED FOR ITS PORTABILITY AND ITS ABILITY TO PROVIDE A STRONG, HIGH-QUALITY LIGHT.

THE M8 IS PERFECT FOR SMALL SPACES OR AS A LIGHT TO HIGHLIGHT, MODEL OR SEPARATE A SUBJECT OR OBJECT FROM THE BACKGROUND; ITS GREAT PORTABILITY MAKES IT AN INVALUABLE TOOL.

18K IMPRESSIVE LIGHT, CAPABLE OF ILLUMINATING BUILDINGS, LANDSCAPES OR ENTIRE SETS IN NIGHT SHOTS.

LEDS



PANELS
Skypanel 120, 60
Dyno 1200 C y 650 C
Vortex 8
Maxi Mix, SL1 Mix Mini Mix

COB
Evoke 2400B / 1200B / 900C
Aputure LS 1200D, LS 600D, LS 600x, LS 60x
MAXIMA 3 MAXIMA 6
DEDOLIGHT DLED 7 TURBO



MATS
LiteTile Plus 4 Plus 8 LiteMat 1 AMARAN F21 Y F22

SPECIALTY
MC4
Hudson Spider Redback
DASH
B74 Bulbs

ASTERAS
Astera Titan, Helios, AX3 NYX LUNA



LED ACCESSORIES



Sofbox (Chimeras)
Egg cups
Chinese Lamps
Spots Light 19 °, 26° y 36 °
Fresnel for COB
LightBridge CLRS 50 y 25
DOT (Domo Difusor para Dash)
Exalux (Controlador Inalámbrico CRMX)





TUNGSTENO

FRESNEL
10 K
5 K
2 K
1 K
650
300
150
Maxibrutos with 12 spot or flood lamps

Par 64 1000 W
Pin 36 12v
Par 32 50 W
Soft Light 1250 W
Soft Light 2500 W
Ultralight Open 1 KW
Ultralight Open 2 KW
Dedolight TUNGSTENO

SPRINTER



THE SPRINTER WITH THE HIGHEST LOAD CAPACITY ON THE MARKET, DESIGNED TO BE AN EFFECTIVE MOBILE PHONE IN CONFINED SPACES. AVAILABLE WITH LED OR TUNGSTEN OPTIONS.





D VISION

SPRINTER



TRAMOYA

EQUIPMENT

CTD

Combo Triple Riser	10
Hi Roller	4
Combo Enano	2
Tripié Cuarzo	5
Century 40"	20
Araña de Century	2
Cardellini (Pata de Garza)	10
Quaker Clamp	2
Bazoleta Baby (Placa para Pared)	2
Bazoleta Jr. (Placa para Pared)	2
Colgador Baby	2
Colgador Junior	2
Boom jr.	1
Boom Baby	1
Cabeza de High Roller	2
Pullcast Chico	1
Pullcast Mediano	1
Pullcast Grande	1
Avion Jr. para Perno	1
Avion Baby (Perno de 5/8)	1
Prensa Carpintero 12"con Perno	1
Prensa Carpintero 10"con Perno	1
Prensa Carpintero 8"con Perno	1
Prensa Carpintero 6"con Perno	1
Prensa Carpintero 4"con Perno	1
Marco 12x12 con orejas	1
Marco 8x8 con orejas	1
Marco 6x6 con orejas	1
Pizarra de Sol (Espeho)	2
Sandbag de 7 kg.	25
Banco de Cámara	2
Juego de Manzaneros	4

TEXTILES

EQUIPO

CTD

Set de Franelas (12, 8, 6)	
Franela 20x20	1
Franela 12x12	1
Franela 8x8	1
Franela 6x6	1
Set de Sedas Full (12, 8, 6)	1
Set de Gasas Sencillas (12, 8, 6)	1
Set de Gasas Doble (12, 8, 6)	1
Set de Grid Cloth Full (12, 8, 6)	1
Set de Grid Cloth 1/2 (12, 8, 6)	1
Set de Grid Cloth 1/4 (12, 8, 6)	1

ELECTRIC

EQUIPMENT

CTD

Caja de Distribución 600 amps	2
Paquete de Linea 2/0 (16 Lineas 25 mts.)	1
Prolongador 10 mts.	5
Hole de Clavija	30
Colchoneta	4
Sombrilla	5

FLAGS

EQUIPMENT

CTD

Taco Cast - Banderas	
Bandera, Solida Negra con Floppy 4X4	4
Bandera, Seda Full 4X4	1
Bandera, Seda 1/2 4X4	1
Bandera, Gasa Doble 4X4	1
Bandera, Gasa Sencilla 4X4	1
Marco Vacio 4X4	4
Gasas de Punta Abierta Diferentes Medidas	6
Banderas Diferentes Medidas	10



Mobile Plus



MOBILE PLUS CONTAINS THE STANDARD STAGE MACHINERY OF A MOBILE UNIT, BUT IN AN EXTREMELY AGILE AND ROBUST TRUCK WITH HYDRAULIC RAMP AND TACO CARTS.



D VISION

Mobile Plus



TRAMOYA

EQUIPO	CTD
Taco Cart - Combos - Plus	1
Combo Triple Riser	20
Mambo Combo	6
Combo Enano	5
Tripié de Cuarzo	15
Feto Baby (Mighty)	2
Feto Jr.	2
Cranko Mediano	2
Taco Cart - Century y Tramoya	1
Century 40"	32
Varilla Larga	37
Century 20"	8
Varilla Corta	13
Yoyo	50
Araña de Century	2
Cardellini (Pata de Garza)	20
Muela	8
Quaker Clamp	4
Sandwich	4
Bazoleta Baby (Placa para Pared)	6
Bazoleta Jr. (Placa para Pared)	6
Perno Adaptador	6
Pinza de Cadena	4
Colgador Baby	6
Colgador Junior	6
Boom jr.	2
Boom Baby	2
Cabeza de High Roller	8
Pullcat Chico	2
Pullcat Mediano	2
Pullcat Grande	2
Base para Pullcat de Tubo	2
Base para Pullcat de Polin	2
Avion Jr. para Perno	3
Avion Baby (Perno de 5/8)	3
Brazo Lateral Jr.	4
Brazo Lateral Baby	4
Caiman (Pinza)	15
Speed C-Clamp (2 pzs.)	2
Prensa Carpintero 12" con Perno	2
Prensa Carpintero 10" con Perno	2
Prensa Carpintero 8" con Perno	2
Prensa Carpintero 6" con Perno	2
Prensa Carpintero 4" con Perno	2
Prensa Carpintero 12" para Perno	2
Prensa Carpintero 10" para Perno	2
Prensa Carpintero 8" para Perno	2
Prensa Carpintero 6" para Perno	2
Prensa Carpintero 4" para Perno	2
Marco 20x20 con orejas	2
Marco 12x12 con orejas	2
Marco 8x8 con orejas	2
Marco 6x6 con orejas	2
Pizarra de Sol (Espejo)	2
Pizarra de Sol (Sin Espejo)	2
Sandbag de 7 kg.	50
Tractor Sandbags	
Banco de Camara	4
Juego de Manzaneros	8
Juego de Cajones	6

BANDERAS

EQUIPO	CTD
Taco Cast - Banderas	
Bandera, Solida Negra con Floppy 4X4	8
Bandera, Solida Negra con Floppy 30X36	6
Bandera, Solida Negra con Floppy 24X36	6
Bandera, Solida Negra con Floppy 18X24	6
Bandera, Solida Negra con Floppy 12X18	6
Bandera, Seda Full 4X4	2
Bandera, Seda 1/2 4X4	2
Bandera de Punta Abierta 30X36 Seda	4
Bandera de Punta Abierta 24X30 Seda	4
Bandera de Punta Abierta 18X24 Seda	4
Bandera de Punta Abierta 12X18 Seda	4
Bandera, Gas Doble 4X4	3
Bandera de Punta Abierta 30X36 Gas Doble	4
Bandera de Punta Abierta 24X30 Gas Doble	4
Bandera de Punta Abierta 18X24 Gas Doble	4
Bandera de Punta Abierta 12X18 Gas Doble	4
Bandera, Gas Sencilla 4X4	3
Bandera de Punta Abierta 30X36 Gas Sencilla	4
Bandera de Punta Abierta 24X30 Gas Sencilla	4
Bandera de Punta Abierta 18X24 Gas Sencilla	4
Bandera de Punta Abierta 12X18 Gas Sencilla	4
Marco Vacio 4X4	10
Bandera Italiana 120X30	4
Bandera Italiana 125X45	4
Bandera Italiana 180X60	4
Cookie Light (Juego de 3)	1
Dot and Fingers	1
Maquina de Humo (Haze)	1
Ventilador de Piso	1
Inversor	1
Cuerda 25 mts.	6
Diablo	1
Paralelo Full	3
Paralelo Medio	1
Tarima para Paralelo	8
Ruedas Juego para Paralelo	1

ELÉCTRICO

EQUIPO	CTD
Caja de Distribución 1,200 amps	2
Caja de Distribución 600 amps	2
Juego de Threerfer (4 pzas.)	2
Paquete de Linea 2/0 (16 Lineas 25 mts.)	1
Linea 4/0 25 mts.	4
Prolongador 10 mts.	13
Prolongador 25 mts.	2
Hole de Clavija	45
Hole de Caiman	3
Jumpers 2/0 (Juego 4)	1
Greñuda	6
Pulpo (Juego 4)	1
Dimmer 1K	2
Dimmer 2K	2
Pisacable	8
Escalera de Extensión	1
Escalera de Tijera Grande	1
Escalera de Tijera Mediana	1
Escalera de Tijera Chica	1
Kit de Herramientas	1
Barreta	1
Estacas	8
Garrucha	1
Hacha	1
Machete	1
Marro	1
Martillo	1
Nivel	1
Pala	1
Pico	1
Rastrillo	1
Serrucho	1
Colchoneta	6
Sombrilla	10
Megáfono	1

TEXTILES

Set de Franelas(20,12,8,6)	
Franela 20x20	2
Franela 12x12	4
Franela 8x8	2
Franela 6x6	2
Franelas 20X20 para piso	1
Set de Sedas Full (20, 12, 8, 6)	1
Set de Sedas 1/2 (20,12, 8, 6)	1
Set de Sedas 1/4 (12, 8, 6)	1
Set de Gasas Sencillas (20, 12, 8, 6)	1
Set de Gasas Doble (20, 12, 8, 6)	1
Set de Grid Cloth Full (20, 12, 8, 6)	1
Set de Grid Cloth 1/2 (20, 12, 8, 6)	1
Set de Grid Cloth 1/4 (20, 12, 8, 6)	1
Set de Ultrabounce (20, 12, 8, 6)	1
Set de Ajedrez (20, 12, 8, 6)	1
Set de Rebotes Gold (20, 12, 8, 6)	1
Set de Rebote Silver (20, 12, 8, 6)	1
Set de Muselina Cruda (20, 12, 8, 6)	1
Set de Muselina Blanca (20, 12, 8, 6)	1
Set de Hi-lite (20, 12, 8, 6)	1
Set de Blue Screen (20, 12, 8, 6)	1
Set de Green Screen (20, 12, 8, 6)	1

Mobile Titan



- **TITAN MOBILE** CONTAINS THE STANDARD STAGE MACHINERY OF A LARGE MOBILE UNIT, BUT IN AN EXTREMELY AGILE AND ROBUST TRUCK WITH HYDRAULIC RAMP AND TACO CARTS.





TRAMOYA

EQUIPO	CTD
Taco Cart - Combos - Plus	1
Combo Triple Riser*	27
Mambo Combo	8
Combo Enano	6
Tripié de Cuarzo	20
Feto Baby (Mighty)	2
Feto Jr.	2
Cranko Mediano	2
Taco Cart - Century y Tramoya	2
Century 40"	40
Varilla Larga	10
Century 20"	10
Varilla Corta	10
Yoyo	10
Araña de Century	4
Cardellini (Pata de Garza)	25
Muela	8
Quaker Clamp	4
Sandiwch	4
Bazoleta Baby (Placa para Pared)	6
Bazoleta Jr. (Placa para Pared)	6
Perno Adaptador	8
Pinza de Cadena	6
Colgador Baby	8
Colgador Junior	8
Boom jr.	2
Boom Baby	2
Cabeza de High Roller	8
Pullcat Chico	2
Pullcat Mediano	2
Pullcat Grande	2
Base para Pullcat de Tubo	2
Base para Pullcat de Polin	2
Avion Jr. para Perno	3
Avion Baby (Perno de 5/8)	3
Brazo Lateral Jr.	4
Brazo Lateral Baby	4
Caiman (Pinza)	4
Speed C-Clamp (2 pzs.)	15
Prensa Carpintero 12" con Perno	4
Prensa Carpintero 10" con Perno	4
Prensa Carpintero 8" con Perno	4
Prensa Carpintero 6" con Perno	4
Prensa Carpintero 4" con Perno	4
Prensa Carpintero 12" para Perno	2
Prensa Carpintero 10" para Perno	4
Prensa Carpintero 8" para Perno	4
Prensa Carpintero 6" para Perno	4
Prensa Carpintero 4" para Perno	4
Marco 20x20 con orejas*	4
Marco 12x12 con orejas*	2
Marco 8x8 con orejas*	3
Marco 6x6 con orejas*	3
Pizarra de Sol (Espejo)	3
Pizarra de Sol (Sin Espejo)	2
Sandbag de 7 kg.	60
Tractor Sandbags	
Banco de Camara	6
Juego de Manzaneros	8
Juego de Cajones	6

BANDERAS

EQUIPO	CTD
Taco Cast - Banderas	
Bandera, Solida Negra con Floppy 4X4	12
Bandera, Solida Negra con Floppy 30X36	8
Bandera, Solida Negra con Floppy 24X36	8
Bandera, Solida Negra con Floppy 18X24	8
Bandera, Solida Negra con Floppy 12X18	8
Bandera, Seda Full 4X4	4
Bandera, Seda 1/2 4X4	2
Bandera de Punta Abierta 30X36 Seda	4
Bandera de Punta Abierta 24X30 Seda	4
Bandera de Punta Abierta 18X24 Seda	4
Bandera de Punta Abierta 12X18 Seda	4
Bandera, Gasa Doble 4X4	6
Bandera de Punta Abierta 30X36 Gasas Doble	6
Bandera de Punta Abierta 24X30 Gasas Doble	6
Bandera de Punta Abierta 18X24 Gasas Doble	6
Bandera de Punta Abierta 12X18 Gasas Doble	6
Bandera, Gasas Sencilla 4X4	6
Bandera de Punta Abierta 30X36 Gasas Sencilla	6
Bandera de Punta Abierta 24X30 Gasas Sencilla	6
Bandera de Punta Abierta 18X24 Gasas Sencilla	6
Bandera de Punta Abierta 12X18 Gasas Sencilla	6
Marco Vacio 4X4	14
Bandera Italiana 120X30	6
Bandera Italiana 125X45	6
Bandera Italiana 180X60	6
Cookie Light (Juego de 3)	1
Dot and Fingers	1
Maquina de Humo (Haze)	1
Ventilador de Piso	1
Inversor	1
Cuerda 25 mts.	8
Diablo	1
Paralelo Full	4
Paralelo Medio	1
Tarima para Paralelo	10
Ruedas Juego para Paralelo	1

ELÉCTRICO

EQUIPO	CTD
Caja de Distribución 1,200 amps	2
Caja de Distribución 600 amps	4
Juego de Threefer (4 pzas.)	3
Paquete de Linea 2/0 (16 Lineas 25 mts.)	1
Linea 4/0 25 mts.	4
Prolongador 10 mts.	15
Prolongador 25 mts.	5
Hole de Clavija	50
Hole de Caiman	3
Jumpers 2/0 (Juego 4)	1
Greñuda	8
Pulpo (Juego 4)	2
Dimmer 1K	2
Dimmer 2K	2
Pisacable	8
Escalera de Extensión	1
Escalera de Tijera Grande 11	1
Escalera de Tijera Mediana 9	1
Escalera de Tijera Chica 5	1
Kit de Herramientas	1
Barreta	1
Estacas	8
Garrucha	1
Hacha	1
Machete	1
Marro 12 las	1
Martillo	1
Nivel	1
Pala	1
Pico	1
Rastrillo	1
Serrucho	1
Colchoneta	1
Sombrilla	6
Megáfono	10
	1

TEXTILES

Set de Fanelas(20,12,8,6)	
Franela 20x20	2
Franela 12x12	4
Franela 8x8	2
Franela 6x6	2
Fanelas 20X20 para piso	1
Set de Sedas Full (20, 12, 8, 6)	1
Set de Sedas 1/2 (20,12, 8, 6)	1
Set de Sedas 1/4 (12, 8, 6)	1
Set de Gasas Sencillas (20, 12, 8, 6)	1
Set de Gasas Doble (20, 12, 8, 6)	1
Set de Grid Cloth Full (20, 12, 8, 6)	1
Set de Grid Cloth 1/2 (20, 12, 8, 6)	1
Set de Grid Cloth 1/4 (20, 12, 8, 6)	1
Set de Ultrabounce (20, 12, 8, 6)	1
Set de Ajedrez (20, 12, 8, 6)	1
Set de Rebotes Gold (20, 12, 8, 6)	1
Set de Rebote Silver (20, 12, 8, 6)	1
Set de Muselina Cruda (20, 12, 8, 6)	1
Set de Muselina Blanca (20, 12, 8, 6)	1
Set de Hi-lite (20, 12, 8, 6)	1
Set de Blue Screen (20, 12, 8, 6)	1
Set de Green Screen (20, 12, 8, 6)	1



SPECIALTY TEXTILES



MEDIDAS EN ft

100x100 Silk

40x60 Silk

20x40 Silk

Flannels (20, 12, 8, 6)

20x20 Flannel

12x12 Flannel

8x8 Flannel

6x6 Flannel

20x20 Flannels for Flooring

Full Silks (20, 12, 8, 6)

Half Silks (20, 12, 8, 6)

Quarter Silks (12, 8, 6)

Single Gauzes (20, 12, 8, 6)

Blue Screen (20, 12, 8, 6)

40x40 Flannel

20x40 Flannel

30x30 Flannel

Double Gauze (20, 12, 8, 6)

Full Grid Cloth (20, 12, 8, 6)

Half Grid Cloth (20, 12, 8, 6)

Quarter Grid Cloth (20, 12, 8, 6)

Ultrabounce (20, 12, 8, 6)

Checkerboard (20, 12, 8, 6)

Gold Rebounds (20, 12, 8, 6)

Silver Rebound (20, 12, 8, 6)

Raw Muslin (20, 12, 8, 6)

White Muslin (20, 12, 8, 6)

Hi-lite (20, 12, 8, 6)

Green Screen (20, 12, 8, 6)

POWER PLANTS AND ELECTRICAL DISTRIBUTION



DIESEL PLANTS

- 200 AMP
- 800 AMP
- 400 AMP
- 1200 AMP

Extension Ladder
Large Step Ladder 11
Medium Step Ladder 9
Small Step Ladder 5
Tool Kit
Pry Bar
Stakes
Pulley
Axe
Machete
Sledgehammer 12
Hammer Level
Handsaw

PORTABLE GASOLINE GENERATORS

- 10 KVA
- 7 KVA
- 2 KVA

1200 Amp Distribution Box
600 Amp Distribution Box
Threefer Set
2/0 Line Package (16 Lines, 25 m)
4/0 Line, 25 m
10 m Extension Cord
25 m Extension Cord
Plug Hole
Crystal Clip Hole
2/0 Jumpers
Octopus-Shaped Cable Puller
1K Dimmer
2K Dimmer
Cable Crimper
Shovel/Pickaxe
Rake
Fitter Mat
Megaphone Umbrella

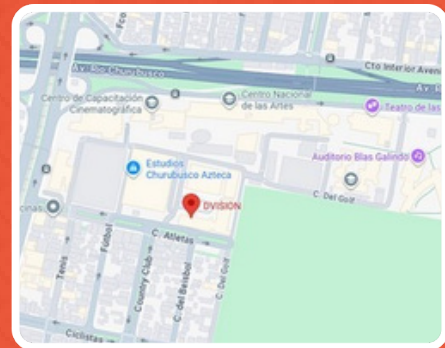
CONTACT

WEBSITE

dvision.film

VISIT US

Inside Estudios Churubusco
C. Atletas 2, Country Club
Churubusco, Coyoacán, 04210
Ciudad de México, CDMX



[@dvision.film](https://www.instagram.com/dvision.film)

